



**Domestic Violence
Performance Report**

**Quarter 1 2013-14
(April 2013-June 2013)**

Date:	05.08.13
Produced by:	Lisa Lyons, Community Safety Analyst
Ref:	QR/2013/7/1

This document has been produced to provide an overview of Domestic Violence in the borough of Stockton for the DV Strategic Group. The report will assess performance against targets and actions within the Community Safety Plan 2012-13. No part of this document may be copied or amended without prior consultation with the Community Safety Manager.

Introduction

This document provides an overview on performance data from the following sources:-

- Cleveland Police Performance Management Team
- Probation Service
- Children, Education and Social Care First Contact Team
- Housing Options, SBC
- Safe at Home scheme, Community Safety Dept, SBC
- A&E Data, Health Trust.
- MARAC data (not available for this quarter)
- Harbour data – overview provided by Harbour.

The data relates to statistics for each department for the relevant financial period with comparisons to same time period last year and is to be utilised by the DV Strategy Group.

No in depth analysis has been conducted for each area, however if there are significant changes then an overview has been requested from each department to ascertain any reasons for these changes.

Although this document does not contain confidential information, it should not be copied, amended or disseminated without prior authorisation of Steven Hume, Community Safety Manager.


KEY FINDINGS

- Police recorded DV incidents have reduced by 234 incidents, a 22.7% reduction.
- Comparisons with three other local authority areas (Hartlepool, Middlesbrough, Redcar&Cleveland), also show reductions in these areas for DV incidents.
- DV related crime has also seen reductions with 20 fewer victims (226 crimes/-8.1%).
- Of the 226 DV crimes, 75% were linked to offences of violence, which compares to 61% last year.
- Although DV related crime and incidents have reduced, the number of repeat victims has increased compared to previous year, from 38.9% to 54.3% - 433 repeats.
- Also of note, is that total public reported crime in Stockton has increased during Q1(+168 crimes) in comparison to DV crime which has seen a reduction.
- Reductions have also been seen in other areas such as CESC referrals, Safe at Home and Probation data.
- CESC referrals have reduced from 172 last year to 57. The reduction in referrals is possibly due to number of victims now in the system. This could also explain the increase seen in police repeats.
- Approaches to housing and requests for targeting hardening through Safe at Home scheme have also seen reductions this quarter.
- Research of A&E data shows that admissions have reduced by 24, however the number linked to domestic violence has remained static (21 over three month period).
- Overall, all performance data is showing reductions this quarter.
- There is no MARAC data available this quarter.
- Although majority of partner data has seen reductions, referrals to for services via Harbour have increased by 5%, compared to Q1 last year, with majority via CESC.
- The women's refuge also supported an extra twelve clients during Q1 (31) in comparison to Q4 (19) and this is the highest number of clients supported in one quarter for over a year – this compares to police crime/incidents and other partner referrals seeing decrease this quarter.
- Harbour research also shows that those seeking help and support lived in wards such as Newtown, Stockton Town Centre and Mandale&Victoria. This is also similar picture for victims linked to police DV reports for assault and also Safe at Home.

PERFORMANCE TARGETS

Domestic Violence forms part of the overall key priority of Violence for the Safer Stockton Partnership for 2011-14. An action plan has been developed for this financial year and two of the Violence targets relate to Domestic Violence. Both the actions and targets relating to Domestic Violence are shown below.

TARGETS

No	ACTION	UPDATE	
3	<p>Extend the Integrated Offender Management process to prolific perpetrators of Domestic Violence.</p> <p>a) Develop an Action Plan for the top ten DV perpetrators to ensure an integrated partnership response is in place.</p> <p>b) Increase the number of completions on the male perpetrator programme.</p>	<p>The pilot project has now been completed with involvement from a university of Durham student.</p> <p>ACTION COMPLETED</p>	
4	<p>Provide intensive support for repeat cases of domestic violence that are presented to the MARAC (Multi Agency Risk Assessment Conference).</p> <p>a) Sustain the Safe at Home scheme to enable DV victims to remain in their home if it is safe for them to do so.</p> <p>b) Ensure that involvement with H&SC is maintained until support is accepted from harbour.</p> <p>c) Maintain supported move on housing.</p> <p>d) Adopt Government guidance for DV Homicide Reviews.</p>	<p>a) Scheme continues, with 16 referrals this quarter, this compares to 26 last year (-38%).</p> <p>b) On-going</p> <p>c) On-going</p> <p>d) Steve Hume identified lead.</p>	
5	<p>Raise awareness of DV issues within Health to empower health providers to deal with DV more effectively.</p> <p>a) Improve data sharing for domestic violence to include Health and other partners</p> <p>b) Put in place a monitoring system within Health starting with A & E and GP services to facilitate the development of a business case for preventative work for DV.</p> <p>c) Increase the number of DV assessments made by Health</p> <p>d) Begin a dialogue with Health about the funding arrangements and provision of the rape and sexual violence counselling service provided by Harbour</p>	<p>Meetings have continued to raise awareness of Harbour services across primary care settings and discussions are underway to establish a hospital based IDVA within the North Tees & Hartlepool NHS Trust in the Autumn.</p> <p>34 referrals for counselling services in Q1. This compares to 16 last year (Q1) and 19 previous quarter. 91% stated that their well being had improved due to counselling.</p>	
No	Performance Measure	Quarter 1	Status
3.3	<p>Reduce repeat perpetrators of Domestic Violence</p> <p>Reduce the number of perpetrators of DV who re-offend 6 months after completing a programme year on year.</p> <p>Baseline: 23 repeat perpetrators in 2010/11 known to Police prior to the completion of the programme</p>	<p>11 men tracked during Q1.</p> <p>So far, none have committed any offences within first 3mths.</p> <p>Full update available after 6mth Period (end Q2).</p>	
3.4	<p>Increase the number of repeat victims in MARAC accessing support from Harbour.</p> <p>Increase the take up of support year on year. Aim to increase the % rate of take up based on number accessing treatment as a proportion of all of repeats.</p> <p>Baseline: 46 individuals identified as repeat referrals, 36 engaged with Harbour (70%) in 2011/12</p>	<p>36% of referrals engaged with Harbour, YTD reduction on baseline 70%.</p>	

PERFORMANCE OVERVIEW

The information contained in this section has been provided by various partner agencies from datasets recorded by them. For each data set, comparisons are also made with the same quarter last year (April-June 2013) along with interpretation of this data.

Police crime statistics

****DV Incidents Graph & Table****

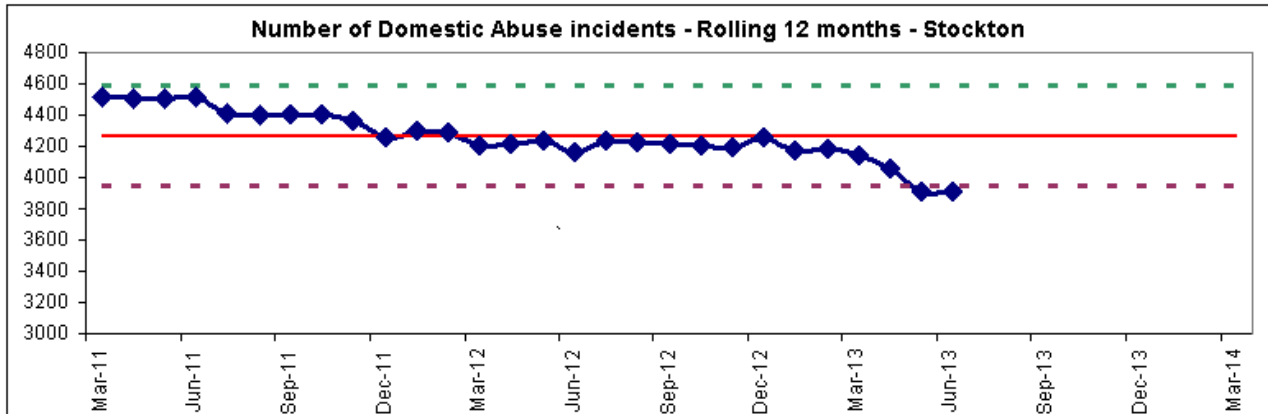


Table 1

Domestic Incidents	Year to Date			
	April 2013 - June 2013	April 2012 - June 2012	Diff	% Diff
Incidents recorded	797	1031	-234	-22.7%
Forms submitted	923	1016	-93	-9.2%

During Q1 there have been 797 DV incidents, which compares to 1031 previous year, reduction of 234 incidents (-22.7%). The graph also shows the number of DV incidents since March 2011 with rolling average, showing that incidents for this quarter are well below average and lowest levels since March 2011.

Comparisons with three other local authority areas also shows reductions in incidents in both Hartlepool (-19.9%) and Middlesbrough (-3%) however increase in DV in Redcar and Cleveland (+8.1%). There have been no changes to recording practices for DV to indicate any reasoning behind this decrease which is also interesting bearing in mind that DV has now been extended to cover victims aged 16 upwards.

Reductions are also evident within other partnership data, such as CESC and Safe at Home referrals as noted later in this document.

Repeat victims

****Repeat victims linked to DV incidents****

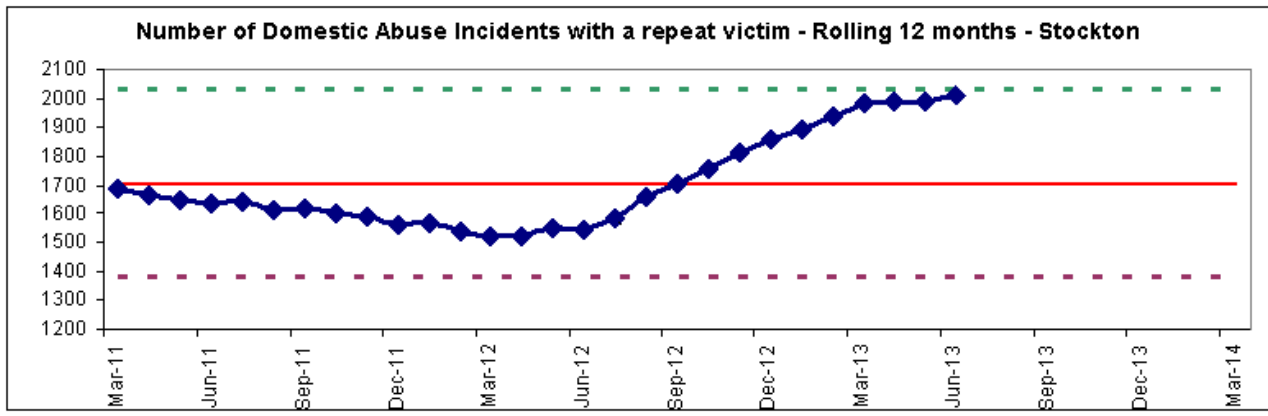


Table 2

Domestic Incidents	Year to Date			
	April 2013 - June 2013	April 2012 - June 2012	Diff	% Diff
Number of repeat incidents	433	401	32	8.0%
Repeat incident rate	54.3%	38.9%	-	15.4%

The graph and table relates to the number of domestic abuse incidents with a repeat victim, based on a rolling 12 month period. There has been a slight increase this quarter (+32/8%), so although DV incidents have reduced, the number of repeats has increased. The repeat incident rate is of note increasing from 38.9% to 54.3%.

The graph on previous page also shows that the number of repeat victims has continually rose since September 2012 and heading towards above average levels.

DV related crime

**** Recorded crime****

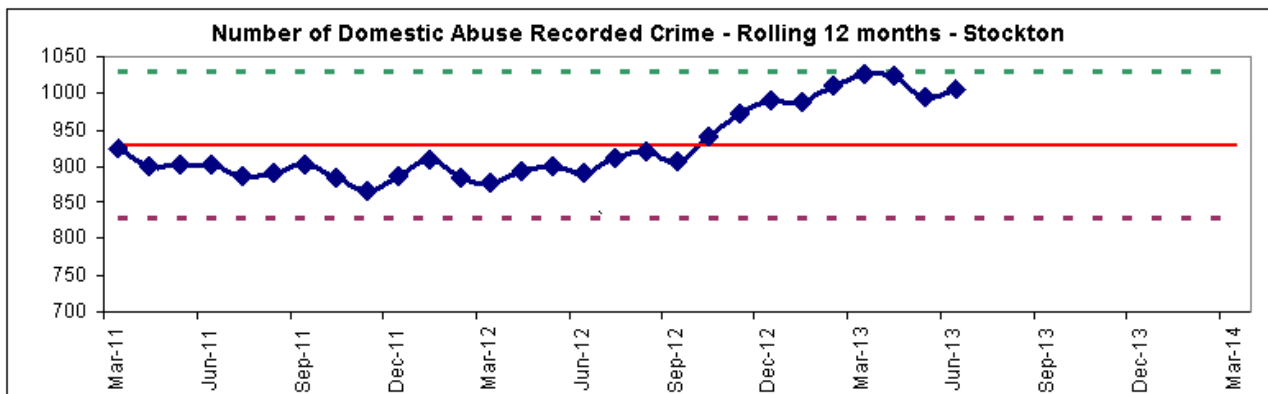


Table 3

Crime & Positive Outcomes	Year to Date			
	April 2013 - June 2013	April 2012 - June 2012	Diff	% Diff
Recorded crimes	226	246	-20	-8.1%
Crime to incident ratio	28.4	23.9	4.5	18.8%
Positive Outcomes	111	119	-8	-6.7%
Positive Outcome Rate	49.1%	48.4%	-	0.7%

DV related crime has also seen a reduction this period from 246 to 226 crimes, which is 20 fewer victims (-8.1%), however in terms of detections, this has also reduced by 6.7% when compared to 2012/13.

DV related crime also accounted for 8.9% of public reported crime for Stockton, reduction on 10.3% last year. Comparison with the three other local authority areas shows the following: Hartlepool (11.1%), Middlesbrough (8.1%) and Redcar&Cleveland (7.2%). Although Redcar & Cleveland has the lowest percentage to public reported crime, as noted on page 4, this is the only area to see an increase in DV incidents.

The statistics in Table 3 are taken from Cleveland Police Performance Management reports which do not identify what crimes the above relate to. Further analysis of crime data from other police databases shows that 75% of the 226 offences were linked to violence (169 crimes – Violence with injury x79/Violence without x90). Other crimes include criminal damage/thefts and mixture of other crimes. This compares to 61% of all DV crimes last year being linked to violence. Of the violent offences, females continue to account for majority of this type of crime (80% female), of varying ages and have occurred within ward areas that are also high for overall crime (Newtown/Stockton town centre/Hardwick/Parkfield&Oxbridge and Mandale&Victoria).

Also to note, is that all public reported crime for Stockton has seen an increase this quarter (+168 crimes) in comparison to DV crime which has reduced (-20 crimes/-8.1%).

Arrests

DV related arrests

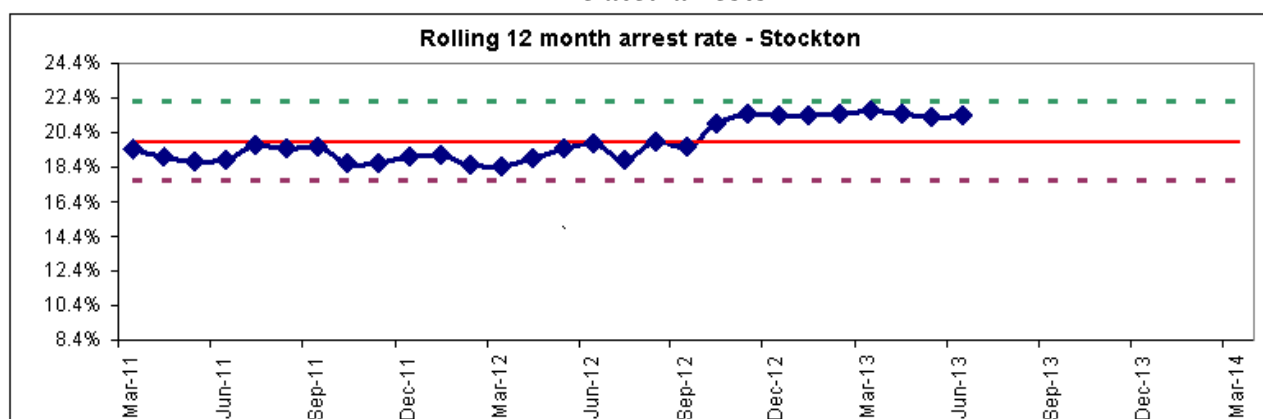


Table 4

Domestic Incidents	Year to Date			
	April 2013 - June 2013	April 2012 - June 2012	Diff	% Diff
Incidents with an arrest	177	237	-60	-25.3%
Arrest Rate	22.2%	23.0%	-	-0.8%
(Custody Arrests)	161	219	-58	-26.5%

The final set of police data related to arrests, showing reduction on last year, however the arrest rate is similar (now 22.2%/prev 23%).

Reductions in arrests are also in line with both incidents and crimes reducing this quarter.

Probation data – CDVP

****56 for 2012/13****

The Community Domestic Violence Programme is a court mandatory perpetrators programme delivered by the Probation Service.

During 2012/13 financial year there were 20 Orders/19 Programmes commenced and 17 completed (56 in total)

So far in the first quarter there are reductions in Orders Made and Programmes completed. However there has been an increase of Programmes being commenced, resulting in similar total to last year.

Based on these figures, this gives a projection for each of the three areas of following:

- Orders Made 16 (20 last year)
- Prog comm 32 (19 last year)
- Prog comp 4 (17 last year)
- Total 52 (56 last year)

CDVP	Q1 2012/13	Q1 2013/14	Diff
Orders Made	6	4	-2
Programme Commencements	5	8	3
Programme Completions	3	1	-2
Total	14	13	-1

Local Authority Data – CESC First contact team

****551 for 2012/13****

Information from the Children, Education and Social Care Team shows that there have been 57 referrals for the first quarter which compares to 172 during same time period in 2012/13. This is a reduction of 66%. Reductions are similar throughout with exception of percentage of cases assigned to a team, which has increased.

This also gives a projection of 228 cases for 2013/14 which compares to 551 in 2012/13 financial year.

The police vulnerability unit were spoken to with regards to reduction in numbers who state the possible reason in reductions in referrals could be due to increase in number of victims now in system, therefore not referred. This may have contributed to the increase in the number of DV repeat victims (see page 4).

CESC First Contact Team	Q1 2012/13	Q1 2013/14	% Change
Number of Referrals	172	57	-66%
Closed & logged as enquiry	44	8	-81%
% Closed and logged as enquiry	26%	14%	-14%
Assigned to team	128	49	-61%
% Assigned to team	74%	86%	12%
Cases on-going at end of Quarter	76	31	-59%
%on-going at end of quarter	59%	63%	4%
NFA following assessment	30	15	-50%
% NFA following assessment	23%	31%	8%

Local Authority Data – Housing options

****138 for 2012/13****

During Q1 there have been 29 approaches to housing that were DV related (ie presented with fleeing from DV). This compares to 40 the same quarter in 2012/13. This is a reduction of 11 approaches (27.5%), which again is similar to other partner data also showing decreases this period.

Based on this figure (29), this gives a projection of 116 for end 2013/14 comparative to 138 previous year.

Local Authority Data – Safe at Home scheme

****62 in total for 2012/13****

This data looks at the number of properties that have received target hardening measures through the Safe at Home scheme.

Table below shows that there have been 16 premises targeted hardened compared to 26 last year.

DV accounted for 25% of the entire Safe at Home referrals.

Safe at Home	April-June 2012	April-June 2013	Diff
No Properties	26	16	-10 (-38%)

Research of the 16 locations shows premises have been in several wards in the Stockton borough along with mixture of tenancies (Private landlord x 5/Homeowner x3/Tristar x8). All have been females with ages ranging from 16 years to 53 years.

The decrease in requests for Safe at Home, is also similar to housing, which has also seen reduction in approaches for housing.

Health Data – A&E presentations for assault

****932 presentations during 2012/13****

During the first quarter of 2013 there have been 220 admissions to A&E in Stockton and Hartlepool where the incident occurred in Stockton (or if no location given, received treatment at University of North Tees Hospital). This compares to 244 same time period last year, which is a reduction of 24 (-9.8%).

Based on this figure, this gives a projection of 880 admissions for year, comparing to 932 in 2012/13.]

Of these admissions, **only 21 stated they had been assaulted by spouse/partner/ex or parent.**

This is same number of admissions as April-June last year. However this could be higher as there were also 77 records which didn't have details of assailant recorded (states for clinicians attention or Not required). This gives a projection of 84 DV related A&E presentation, comparative to 116 in 2012/13.

Key findings from data:

- Only 13 of the 220 patients stated that they had been assaulted by their spouse or partner. This only accounts for 6% of all A&E presentations. This compares to police data which shows that 44% of all violence (with and without injury) were DV related.
- There were a further eight where records stated the injuries had been caused by a parent, however none of the IPs were aged 16 years or under, with youngest being 17 years.
- All but one of these records shows that police were informed in relation to these incidents. This is same for 'spouse/partner' records which also shows police were informed in all but one.
- Injuries for both types of DV were mainly to face and body and alcohol was an aggravating factor in half of these incidents.
- Of note, is that of the eight patients who were assaulted by a parent, six were males (75%). This compares to DV related assaults by 'partner/spouse' being predominantly female (10 of 13).

END

Executive Summary (Produced by Harbour)

Overview of Q1

- 333 referrals came into Harbour during Q1, a 5% increase on Q1 last year.
- The majority of Q1 referrals across all services came from CESC (22%)
- In Q1 Harbour clients were mainly female (84%), aged 26 – 35 (28%) and White British (94%)
- Only 2% of referrals during Q1 disclosed having a disability although this is twice the number as Q4 and we are going to do some further work to increase disclosure of this issue.
- Where Wards could be identified, the largest number of overall referrals in Q1 came from Newtown, Mandale & Victoria and Stockton Town Centre.
- In addition to usual service delivery this quarter, Harbour took on an active role in events in across Teesside which included awareness raising at the MELA.

Supported Accommodation (Refuge & Queens Walk)

- Q1 occupancy levels were 82% however turnover/throughput was 388%, reflecting the high level of clients entering then leaving the service.
- There has been an increase in the number of referrals received in Q1 (71) in comparison to Q4 (65).
- The refuge supported an extra twelve clients during Q1 (31) in comparison to Q4 (19) and this is the highest number of clients supported in one quarter for over a year.
- There was also an increase of children being supported in Q1 (Q4 17 children, Q1 24 children).
- The largest referrer to the Refuge for Q1 was 'Self'. This accounted for over 28% of referrals. This was followed by other DV services, Harbour and Housing/Homeless.
- The majority of people who accessed Harbour's Supported Accommodation in Q1 were aged 19 – 25 (42%), female (100%), White British (92%), did not disclose a disability (96%) and gave their previous tenure as friends/family (29%).
- Occupancy levels were lower in Q1 due to the vacancy at Queens Walk which cannot now be re-let as it is due for demolition and Harbour is negotiating with Tristar for a new move-on property.

Resettlement Service

- 100% of clients maintained independent living 3 months after leaving the refuge. This figure is consistent with the last quarter.

Community Service (Outreach)

- In Q1 the Outreach service continued to received the largest percentage of overall Harbour referrals (31%).
- A total of 138 clients were supported in Community Service in Q1.

- Harbour is on-track to exceed the target for the delivery of group programmes with 4 programmes offered in Q1 against a target of 6 for the year 2013/14.
- In Q1, 60% of clients had children. This amounted to 89 children who had a parent supported by the Outreach service.
- During Q1, the majority of people who accessed the Community Service (Outreach) were referred by CESC (29%), aged 26 – 35 (31%), female (99%), White British (96%), did not disclose having a disability (83%) and listed their previous tenure, when disclosed, as Private Landlord (17%)
- A large number of referrals disclosed their Ward as Billingham Central, Stockton Town centre, Mandale & Victoria or Newtown.

Independent Domestic Violence Advisor Service (IDVA)

- The number of clients supported by the IDVA was 45 in Q1, which is consistent with figures from 2012/13
- Referrals from both Court and MARAC dropped in Q1 compared to Q4.
- Of the 48 individuals discussed at MARAC in Q1, Harbour is working with 26 of these.
- Of the 11 individuals discussed at MARAC who were repeat referrals, Harbour is working with 4 of these.
- The majority of IDVA clients during Q1 were between the ages of 26 – 35, female, White British and did not disclose a disability.
- Engagement figures have improved in Q1 with only 27% of referrals to the Harbour IDVA not engaging. Some of this is the result of a change in recording as previously the figures were based on all individuals discussed at MARAC but it is now calculated on those individuals referred into Harbour following the MARAC.

Rape and Sexual Violence Counselling Service

- Significantly more clients received a counselling service in Q1 than the previous quarter as we have increased capacity for a period.
- During Q1 the majority of people referred into the counselling service were referred through Harbour, were aged 26 – 35, female, White British and did not disclose a disability.

Male Perpetrator Programme

- During Q1, 'CESC' accounted for the largest number of referrals (44%) to the men's programme.
- In the quarter, 24 men were assessed and 12 men attended groupwork, with 3 completing in this period.
- The majority of men assessed during Q1 were between the ages of 26–35 (38%), White British (88%) and did not disclose having a disability.
- Of the referrals to the Men's programme during Q1, 71% had social care involvement with the family.
- 32% of the men assessed had children subject to a child protection plan.
- 74% of the men's partners accepted the women's safety service.

Services for Children & Young People

- The Children and Young People's service has supported 32 clients during Q1
- The number of family sessions offered puts the service on track to meet its target of 200 per annum, with 52 family sessions offered over the quarter.
- CESC was largest referrer to the CYP service across the quarter accounting for 47% of referrals.
- 53% of children and young people supported during Q1 were either identified as Child in Need or subject to CP plans.
- Children referred were most likely to be between the ages of 5 and 7 (32%) and female (62%).

- 85% of total referrals to the service were for children identified as white British.
- The outcomes most reported by children and young people following their support were improved health and well being and improved self esteem and resilience.

Services Targeting Acute Health Settings

- Meetings have continued to raise awareness of Harbour services across primary care settings and discussions are underway to establish a hospital based IDVA within the North Tees & Hartlepool NHS Trust in the Autumn.

Substance Misuse & Domestic Abuse Programme

- The programme completed at the end of May and the outcomes are being collated into an evaluation report.
- Feedback from participants was positive on the length of the programme and the inclusive approach for the whole family.